



SOLUSTM+



IT'S YOU
PLUS
+ MORE +
CAPABILITIES

**MORE
ANSWERS**



*"One of the best
investments I've made."*

Adam

**MORE
FIXES**

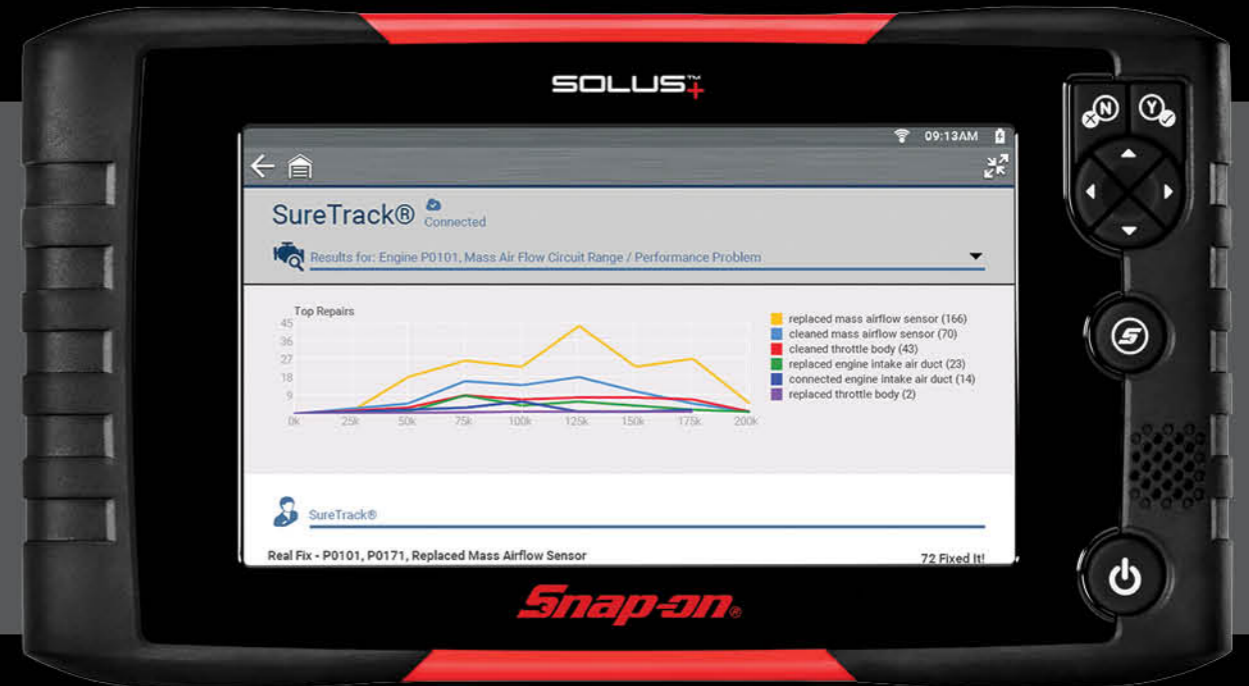


*"SOLUS has totally
plussed my career."*

AI

**MORE
PRODUCTIVITY**

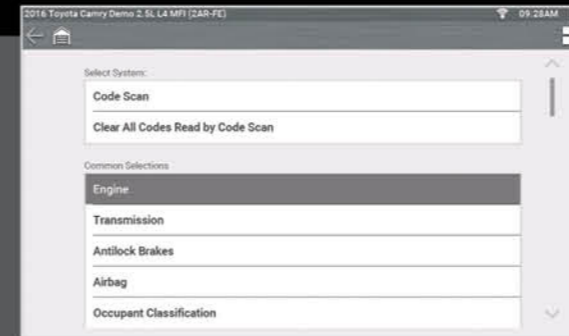
**THE WORLD'S MOST POPULAR
DIAGNOSTIC PLATFORM IS NOW
EVEN BETTER.**



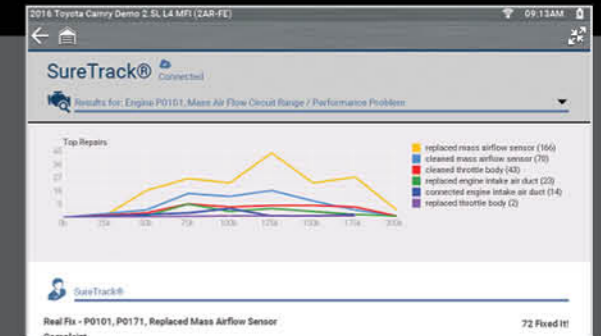
Already trusted by technicians worldwide, our SOLUS platform has been redesigned and upgraded to be the ultimate scan tool for everyday maintenance and repairs. With exclusive SureTrack® verified repair information, comprehensive coverage for domestic and imported vehicles and motorcycles, SOLUS+ provides all the sophisticated features you need to handle a broad range of diagnostics — without the complex functions you don't. It's going to plus your capabilities from day one.

ADVANCED FEATURES AND INTUITIVE FUNCTIONALITY MAKE SOLUS+ THE NEXT-GENERATION SCAN TOOL FOR NEXT-GENERATION TECHS.

SOLUS+



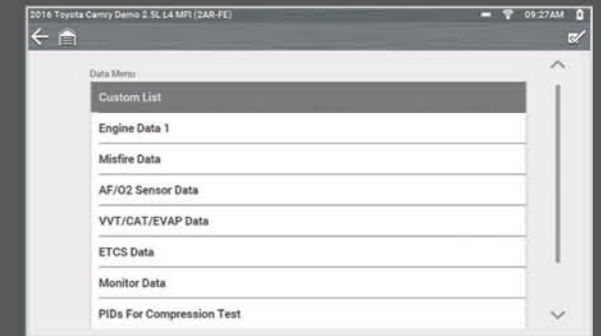
One Touch Code Scan & Clear - Quickly performs checks and completes full vehicle clear codes for all available modules if supported by the vehicle.



SureTrack - Delivers diagnostics experience and verified parts replacement records harvested from millions of successful repair orders.



Quick Look Ups - Allows you to access OEM technical bulletins, specifications and resets.



Custom Data List - Lets you customize the way you work, with custom data lists, freeze-frame, PID sorting, pause, zoom, PID trigger, snapshot and cursor functions.



DIAGNOSTICS FOR TECHS OF ANY EXPERIENCE

- Training videos on the main menu that help you get the most from your tool
- Ability to record and play back all available live data parameters and graph, any four on screen at once

RUGGED, NEWEST GENERATION PRODUCT DESIGN

- Large 8" capacitive touchscreen display for better readability in sunlight and ease of use
- Connect seamlessly to vehicles with Ethernet communication systems
- Receive software updates direct to the tool via Wi-Fi**

FASTER AND MORE PRODUCTIVE

- Take on more jobs with access to comprehensive OEM-specific motorcycle coverage** for nine US, Asian and European makes as far back as 2000—as well as automotive coverage for 68 Local, US, Asian and European vehicles as far back as 1980
- Super-fast boot up: ready to use in just 2 seconds; diagnostic results in as little as 30 seconds
- Detailed trouble code definitions, live data, functional tests, relearns and adaptations
- Instant Vehicle ID automatically powers up and reads the vehicle ID when connected if supported by the vehicle
- Verify diagnosis and repair with powerful bidirectional controls for operations such as injector balance, gauge sweep, misfire detection, brake bleed and EVAP
- Embedded SMX® Operating System dedicated to diagnostic functions for fast, reliable operation
- Automatically uploads vehicle system reports via Wi-Fi to the Snap-on Cloud, and allows you to access them from your phone or computer and print, e-mail or text from there

GOLD STANDARD SNAP-ON SUPPORT AND RESOURCES

- Every Snap-on® diagnostic platform is backed by Snap-on Customer Support, including service, training and guidance to enhance your investment and keep it performing at maximum functionality
- Support from your Snap-on Franchisee ensures you'll have a long-term diagnostic partnership

* Applicable software agreement required.

**Additional adaptors required for access to motorcycle content.

PLUS YOUR NEW TOOL EVEN MORE.

SOFTWARE SUBSCRIPTION

Regularly scheduled software upgrades not only maximize your diagnostic tool investment, they guarantee it's always providing the same comprehensive performance as it did right out of the box. Each upgrade provides updated coverage for new vehicles, expanded coverage for earlier models, and thousands of new tips and tests. Purchasing a software subscription is the easiest way to assure you're always getting the most out of your tool. Ask your Snap-on Franchisee or other sales representative for more information.

how to get the most functionality out of it with training videos — available online 24/7 at diagnostics.snapon.com/trainingsolutions.


SNAP-ON CLOUD

When using the most current software and connected to Wi-Fi, the SOLUS+ platform can automatically upload vehicle system reports to the Snap-on Cloud. You can then access them from your phone or computer whenever you or your customer needs them. It can make your next diagnosis or repair quicker than ever. Get connected at altusdrive.com.

Ask your Franchisee or other sales representative for details. Or visit diagnostics.snapon.com.

TRAINING SOLUTIONS®

Learn your way around your diagnostic tool and



UNMATCHED CUSTOMER SUPPORT IS ANOTHER PLUS

When you choose a Snap-on diagnostic tool, you get the smartest and most responsive customer support in the industry to go right along with it.

Our experienced Customer Care Representatives are available at sota.customerservice@snapon.com & during normal business hours on our Customer Care Hotline at **AU 1800 180 581 NZ 0800 762 766**.

To learn more about any of our diagnostic solutions, talk to your participating Franchisee or simply visit snapontools.com.au/diagnostics

Snap-on is a trademark of Snap-on Incorporated.
All rights reserved. ©Snap-on Incorporated 2023.
All other marks are trademarks of their
respective holders.

#SOLUSPLUS

The Snap-on logo is rendered in a stylized, italicized font with a metallic, 3D effect. The letters are white with black outlines and shadows, giving it a sense of depth and industrial strength.

EAZ0167L00A